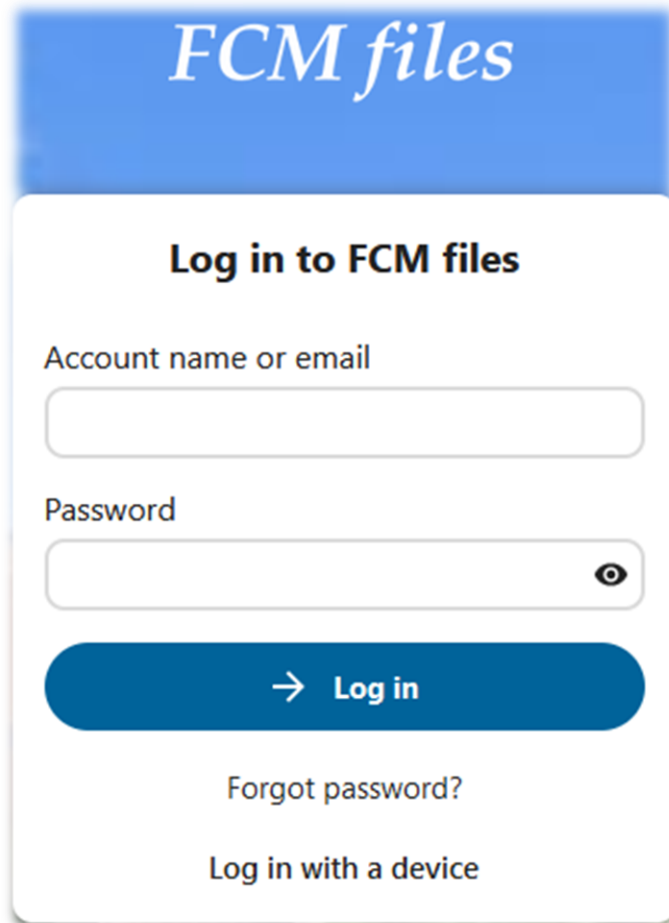
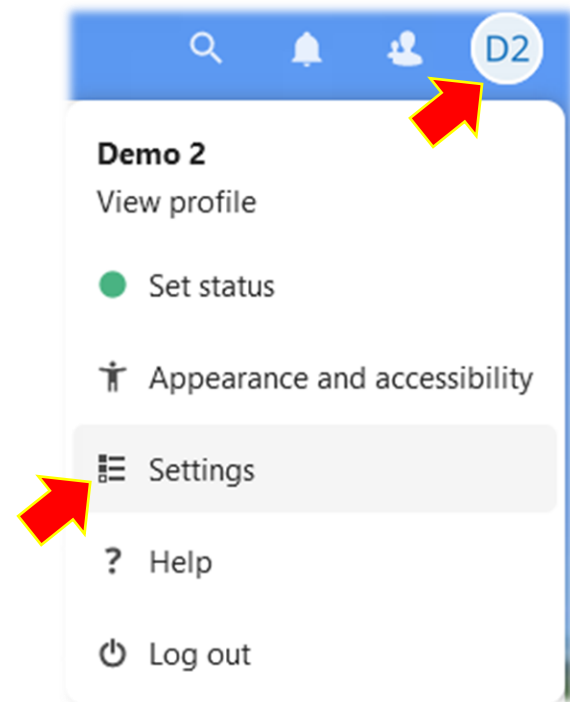


Go to **files.fla-mold.net** and sign in with your computer account

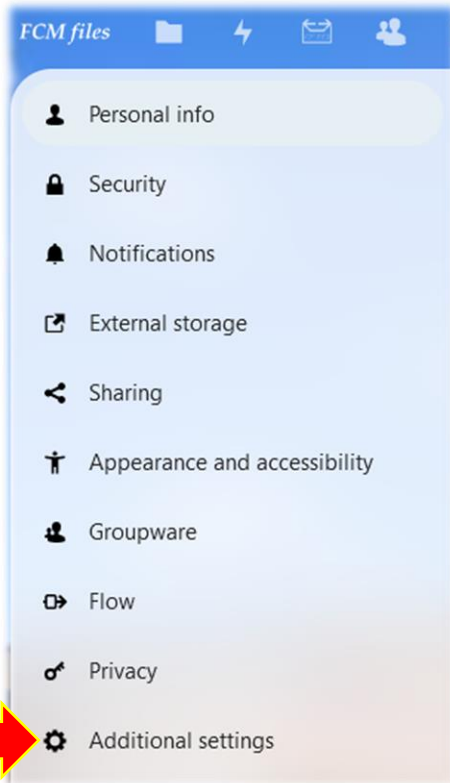
Click your initial at upper right then **"Settings"**



The login page features a blue header with the text "FCM files". Below the header is a white login box with the title "Log in to FCM files". It contains two input fields: "Account name or email" and "Password", both with rounded rectangular borders. The password field has a small eye icon on the right side. Below the fields is a blue button with a white right-pointing arrow and the text "Log in". At the bottom of the box are two links: "Forgot password?" and "Log in with a device".



Click on **Additional Settings**



Enter your full e-mail address and e-mail password then click "Save"

### SnappyMail Webmail

Enter an email and password to auto-login to SnappyMail.

user@fla-mol...

••••••••••

Save

Click Snappymail icon to access your e-mail.

